

**Notes**

1. Material: RoHS compliant 12AWG (0.08") Aluminum.
2. Break all sharp edges and mask all threads prior to powder coat. Inserts should be installed prior to powder coat.
3. Part is to be powder coated with cardinal color C241-BK109. Thickness must be between 0.05 and 0.12mm unless otherwise indicated.
4. Ink mark in indicated area with company initials.
5. Silk screen color 877C Metallic Silver

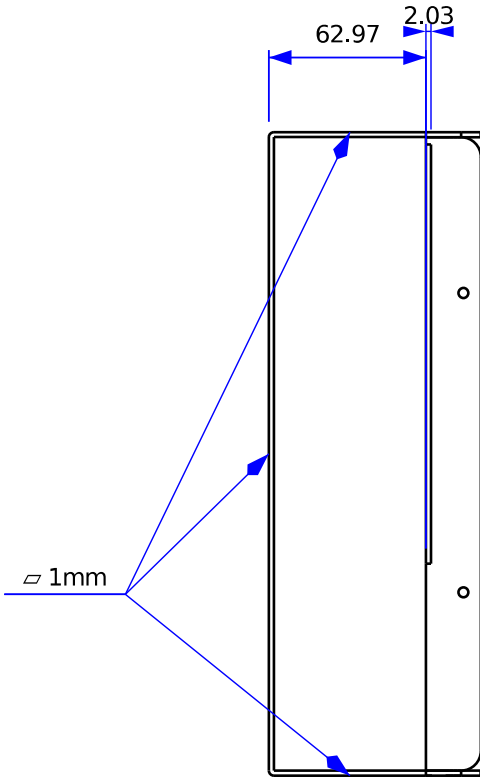
| Rev. | Date    | Description   |
|------|---------|---|
| J    | 12.8.17 | Added page 4. 16.5x15.2 feature tolerances tightened  |
| I    | 11.9.17 | Rev for MINI2   |
| H    | 8.17.17 | Laser etching considerations removed                  |
| G    | 9.22.16 | Length of interior flange extended by 5mm (above).    |
| F    | 8.25.16 | Powder coat thickness and 4.0mm hole location changed |
| E    | 8.17.16 | Coating thickness updated.                            |

|   |                           |
|---|---------------------------|
| DRAWN BY:<br><b>BAM</b>   | DATE:<br><b>7.4.16</b>    |
| MATERIAL:<br><b>See Notes</b>   |                           |
| UNLESS OTHERWISE SPECIFIED<br>DIMENSIONS ARE IN MILLIMETERS.<br>TOLERANCES ARE: |                           |
| DECIMALS<br>.X±.75<br>.XX±.25<br>.XXX±.125<br>.XXXX±.050                        | ANGLES<br>X°±1°<br><br>63 |
| BREAK EDGES 0.1/0.5<br>FILLET RADIUS 0.1/0.5                                    |                           |

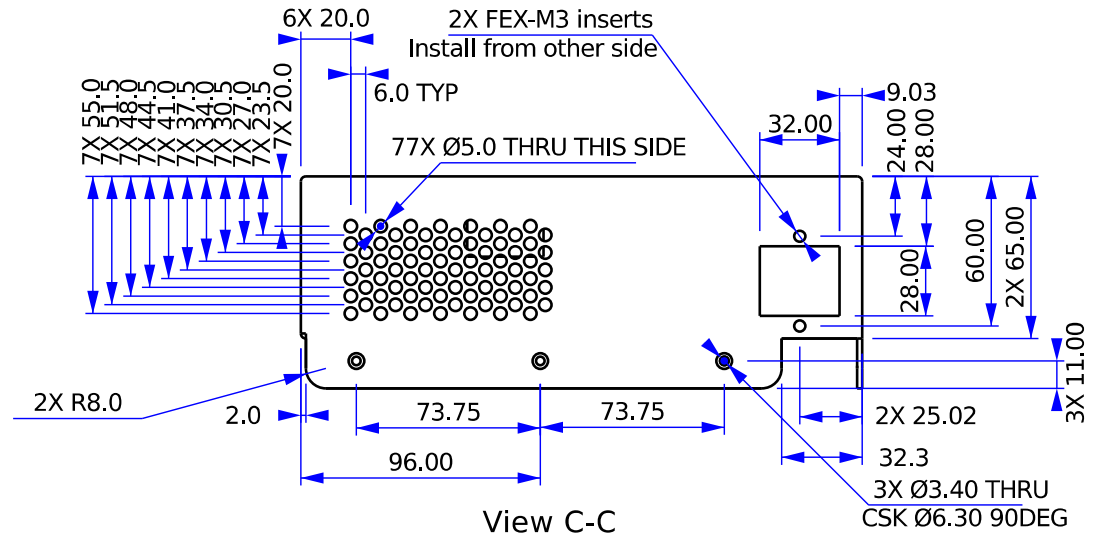


626 West 66th Street  
 Loveland, Colorado 80538, USA  
 Phone +1-970-377-1111  
 www.alephobjects.com

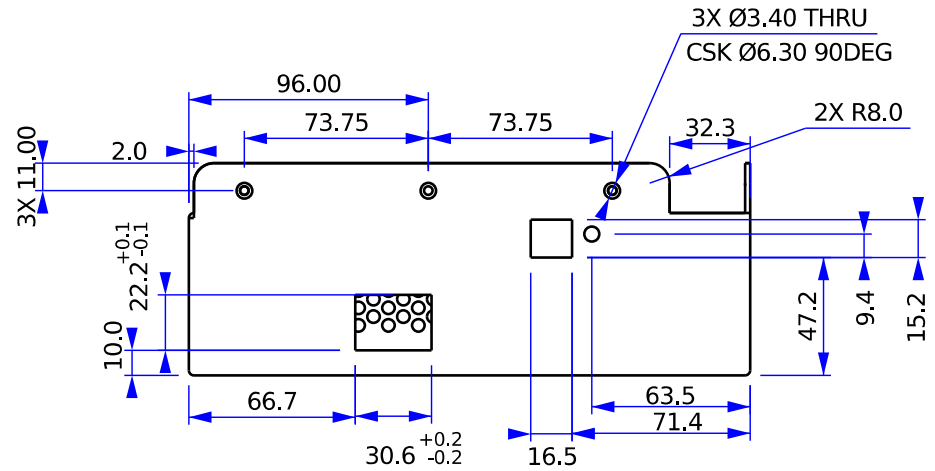
|                                       |                             |                        |  |
|---------------------------------------|-----------------------------|------------------------|--|
| TITLE<br><b>Electronics Case Mini</b> |                             |                        |  |
| SIZE<br><b>A</b>                      | DWG NO.<br><b>PP-FP0139</b> | REV.<br><b>J</b>       |  |
| SCALE<br><b>N/A</b>                   | DO NOT SCALE DRAWING        | SHEET<br><b>1 of 4</b> |  |



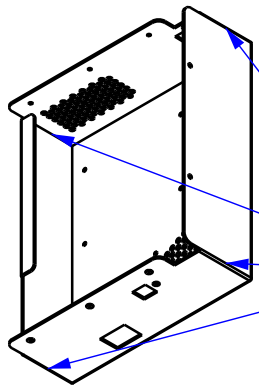
View B-B



View C-C




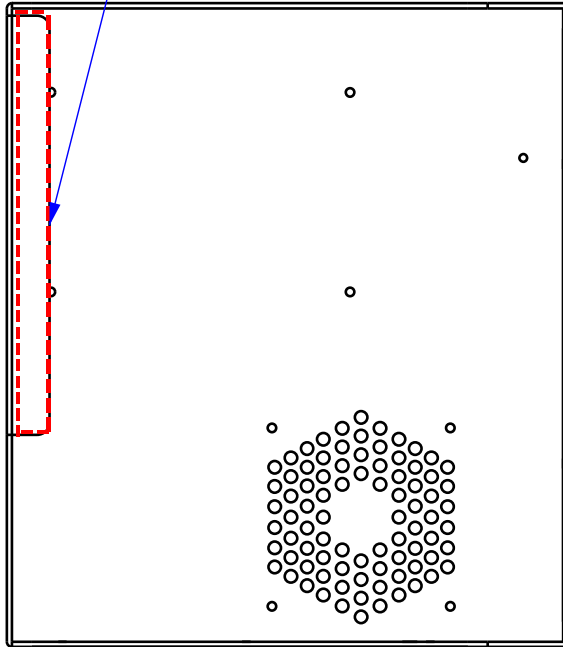
View A-A



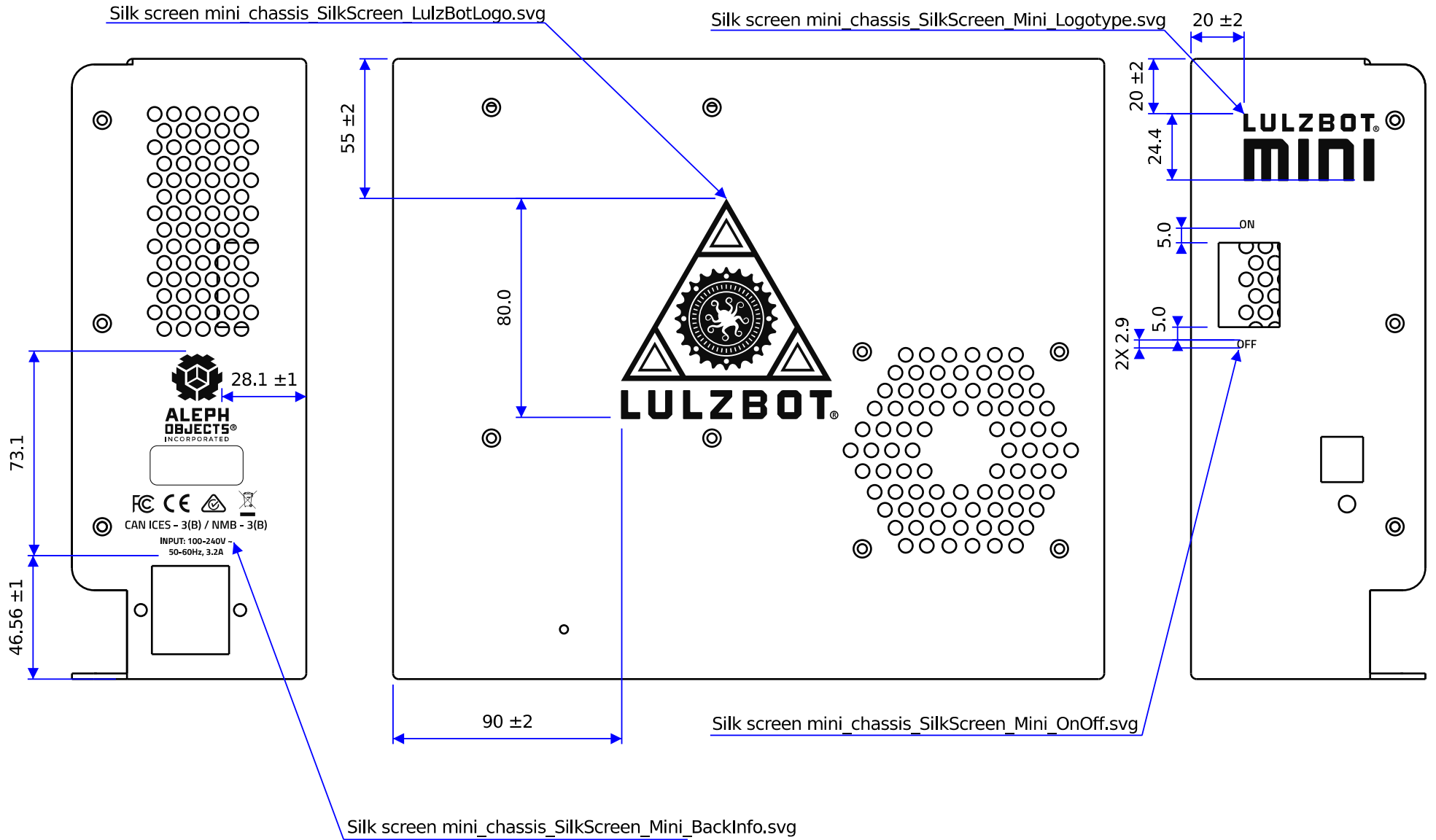
Seam weld and grind smooth all 4 edges  
Match radius of bent edges +/- 2mm

|                      |                      |           |        |
|----------------------|----------------------|-----------|--------|
| TITLE                |                      |           |        |
| Electronic Case Mini |                      |           |        |
| SIZE<br>A            | DWG NO.<br>PP-FP0139 | REV.<br>J |        |
| SCALE<br>N/A         | DO NOT SCALE DRAWING | SHEET     | 2 of 4 |

Mask this flange both sides 10mm +/- 1mm from this edge of the flange prior to powder coat.



|                       |           |                      |              |
|-----------------------|-----------|----------------------|--------------|
| TITLE                 |           |                      |              |
| Electronics Case Mini |           |                      |              |
| SIZE                  | DWG NO.   | REV.                 |              |
| A                     | PP-FP0139 | J                    |              |
| SCALE                 | N/A       | DO NOT SCALE DRAWING | SHEET 3 of 4 |



|                       |           |                      |              |
|-----------------------|-----------|----------------------|--------------|
| TITLE                 |           |                      |              |
| Electronics Case Mini |           |                      |              |
| SIZE                  | DWG NO.   | REV.                 |              |
| A                     | PP-FP0139 | J                    |              |
| SCALE                 | N/A       | DO NOT SCALE DRAWING | SHEET 4 of 4 |